



BG WEALTH SHARING **GROUP**

Invest once in DSJ Exchange and benefit for life

WHAT IS THE WEALTH SHARING FUND?

The Wealth Sharing Fund Team is a long-term investment where all members who join the team can increase their profits by building the team.



Earning Stable Income



Through trading signals, there are many additional sources of income



This requires everyone to understand the advantages of the team and learn how to enhance them.

THE TRIPARTITE WIN-WIN STRUCTURE



First: Investors

Investors profit daily by following my shared optimal trading points, which have a precision rate of over 99.6%, ensuring long-term gains. Details in further slides.



Second: Guiding Leader

The Guiding leader, Professor Stephen Beard, of the Wealth Sharing Fund team enhances the trading volume and visibility of the exchange by guiding team members with these trading signals. DSJ Exchange (DSJEX) rewards 30% team trading commission.



Third: DSJ Exchange

DSJ Exchange benefits from the promotion by investors, gaining more members and providing a stable investment platform.



This creates a healthy and stable cycle of cooperative benefits.

When you trade \$100, you can earn a minimum profit of \$65, while DSJ Exchange earns the remaining \$35 as the spread.

Note: DSJ Exchange charges a withdrawal fee on each transaction made by its members.

FIVE MAJOR ADVANTAGES OF THE WEALTH **SHARING FUND TEAM**



1

Long term stable income, the world's unique AI trading data combined with signal winning rate calculation is high as 99.6% or more.

DSJ Exchange holds licenses and business licenses from more than 30 countries and regions around the world, including the US (SEC) license, the Australian (ASIC) license, the Monetary Authority of Singapore (MAS) license, the Dubai Financial Services Authority (DFSA) license, and the Central Bank of the Bahamas license.

2



Guaranteed fund protection: BG Fund Company was established in 2024 with an initial capital of 30 million pounds, ensuring the safety of all members' funds. All details for BG Fund Company and Professor Stephen Beard's credentials are officially available.



3

Long-term project partnership: We have signed a ten-year cooperation plan with DSJ Exchange, the core of which is to create a win-win situation for all parties involved.

4



5

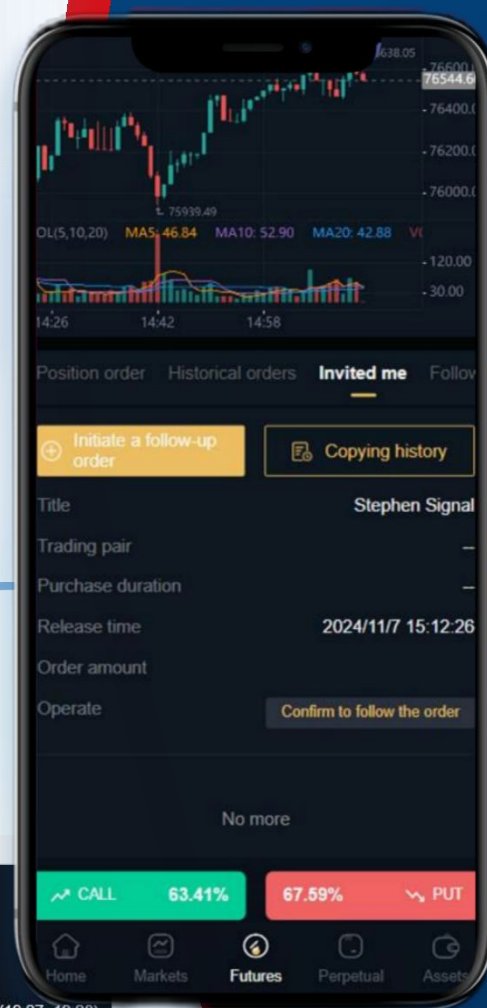
Future income will be more diversified. In addition to profiting from signal trading, you can also form a team to obtain additional income opportunities.

ADVANTAGE ONE

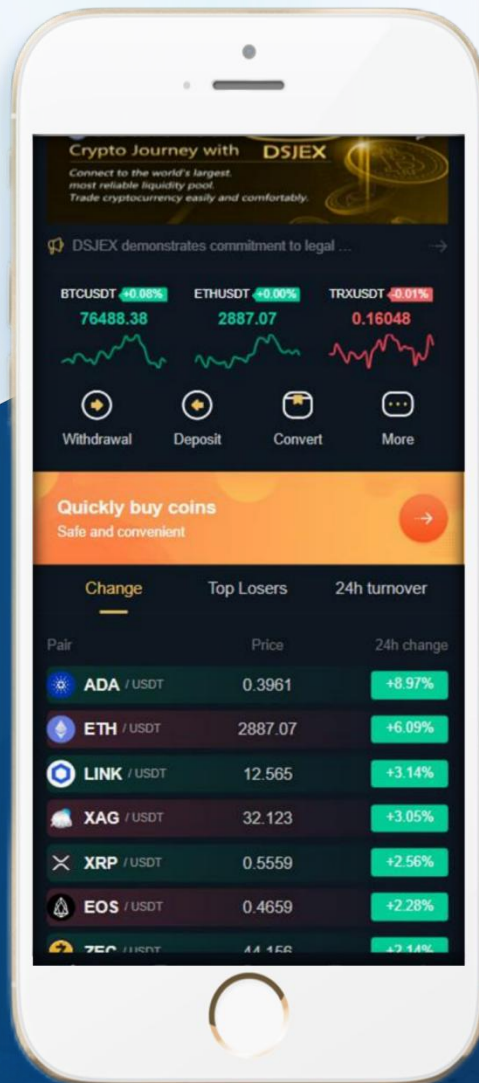
- ✓ The world's unique intelligent AI data collection system, combined with professional analysis and calculation, has a signal trading accuracy rate of up to **99.6%**.
- ✓ Members who join the team can guarantee stable returns following Professor Stephen every day.

Opened	
Product	BTCUSDT
Direction	PUT
Time Period	60s(14:34~14:35)
Amount	165.04
Open Position Time	2024-11-07 14:34:05
Open Price	76211.12
Settlement price	76210.61
Turnover	165.04
Profit/Loss	116.12
Rate of return	70.36%

Opened	
Product	
Direction	
Time Period	60s(19:27~19:28)
Amount	182.71
Open Position Time	2024-11-05 19:27:05
Open Price	70224.84
Settlement price	70272.8
Turnover	182.71
Profit/Loss	123.09
Rate of return	67.37%



ADVANTAGE ONE

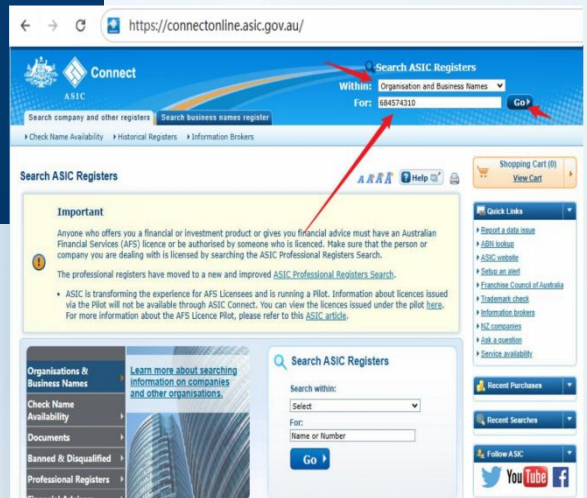
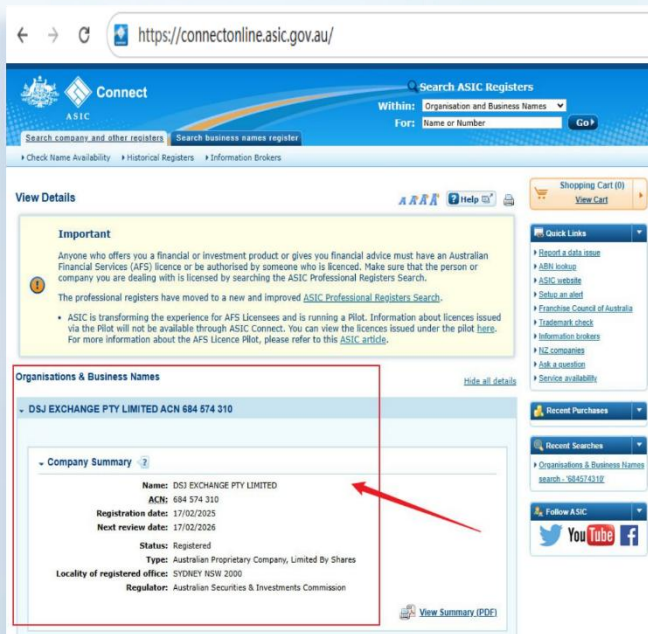


ADVANTAGE TWO

The DSJ exchange platform has an Australian license and is directly regulated by the Australian government. It can provide experiential financial services on a global scale and protect the financial security of every investor in accordance with the law.

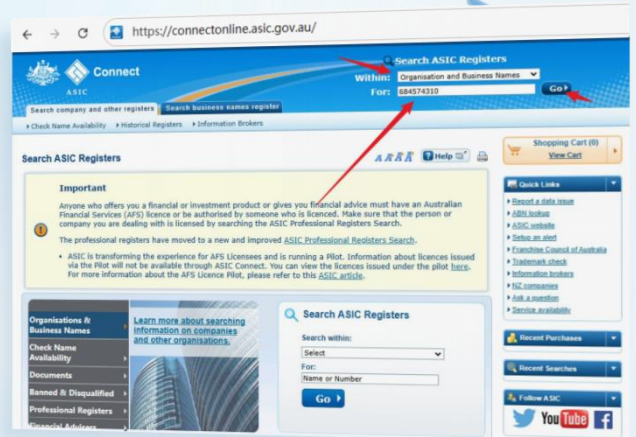
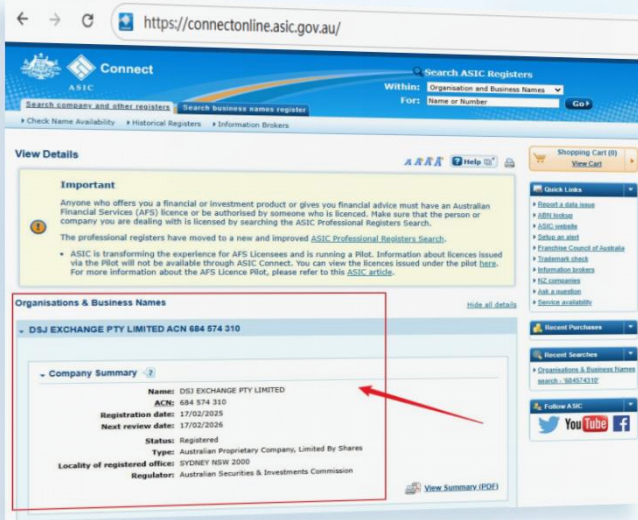
Every user's funds on the DSJ exchange are protected at the highest level of security.

We not only trade under legitimate regulations but also ensure there are no inaccessible funds.



This guarantees that everyone can legally and compliantly earn money through this project,

ensuring peace of mind for all participants!



ADVANTAGE TWO

ADVANTAGE TWO

https://connectonline.asic.gov.au

Connect
ASIC

Search company and other registers | Search business names register

Check Name Availability | Historical Registers | Information Brokers

Search ASIC Registers

Within: Organisation and Business Names
For: 684574310 **Go**

Important

Anyone who offers you a financial or investment product or gives you financial advice must have an Australian Financial Services (AFS) licence or be authorised by someone who is licensed. Make sure that the person or company you are dealing with is licensed by searching the ASIC Professional Registers Search.

The professional registers have moved to a new and improved [ASIC Professional Registers Search](#).

- ASIC is transforming the experience for AFS Licensees and is running a Pilot. Information about licences issued via the Pilot will not be available through ASIC Connect. You can view the licences issued under the pilot [here](#). For more information about the AFS Licence Pilot, please refer to this [ASIC article](#).

Organisations & Business Names | [Learn more about searching information on companies and other organisations.](#)

Check Name Availability | Documents | Banned & Disqualified | Professional Registers | Financial Advisers

Search ASIC Registers

Search within: Select
For: Name or Number
Go

Quick Links

- Report a data issue
- ABN lookup
- ASIC website
- Setup an alert
- Franchise Council of Australia
- Trademark check
- Information brokers
- NZ companies
- Ask a question
- Service availability

Recent Purchases

Recent Searches

Follow ASIC

Twitter YouTube Facebook

ADVANTAGE THREE

Security of team members' funds is guaranteed.

April 13

On April 13, 2025, BG Wealth Sharing Fund Company was officially approved by the Colorado Secretary of State, and obtained legal license certification with a capital injection of US\$70 million. This also indicates that the professionalism and legality of BG Group have been most authoritatively recognized in the industry. In the future, it will work with members from all over the world to create new wealth together!

OFFICE OF THE SECRETARY OF STATE OF THE STATE OF COLORADO

CERTIFICATE OF DOCUMENT FILED

I, Jena Griswold, as the Secretary of State of the State of Colorado, hereby certify that, according to the records of this office, the attached document is a true and complete copy of the

Articles of Incorporation

with Document # 20251422270 of

BG Wealth Sharing LTD

Colorado Corporation

(Entity ID # 20251422270)

consisting of 2 pages.

This certificate reflects facts established or disclosed by documents delivered to this office on paper through 04/10/2025 that have been posted, and by documents delivered to this office electronically through 04/13/2025 @ 20:37:42.

I have affixed hereto the Great Seal of the State of Colorado and duly generated, executed, and issued this official certificate at Denver, Colorado on 04/13/2025 @ 20:37:42 in accordance with applicable law. This certificate is assigned Confirmation Number 17198687



Jena Griswold

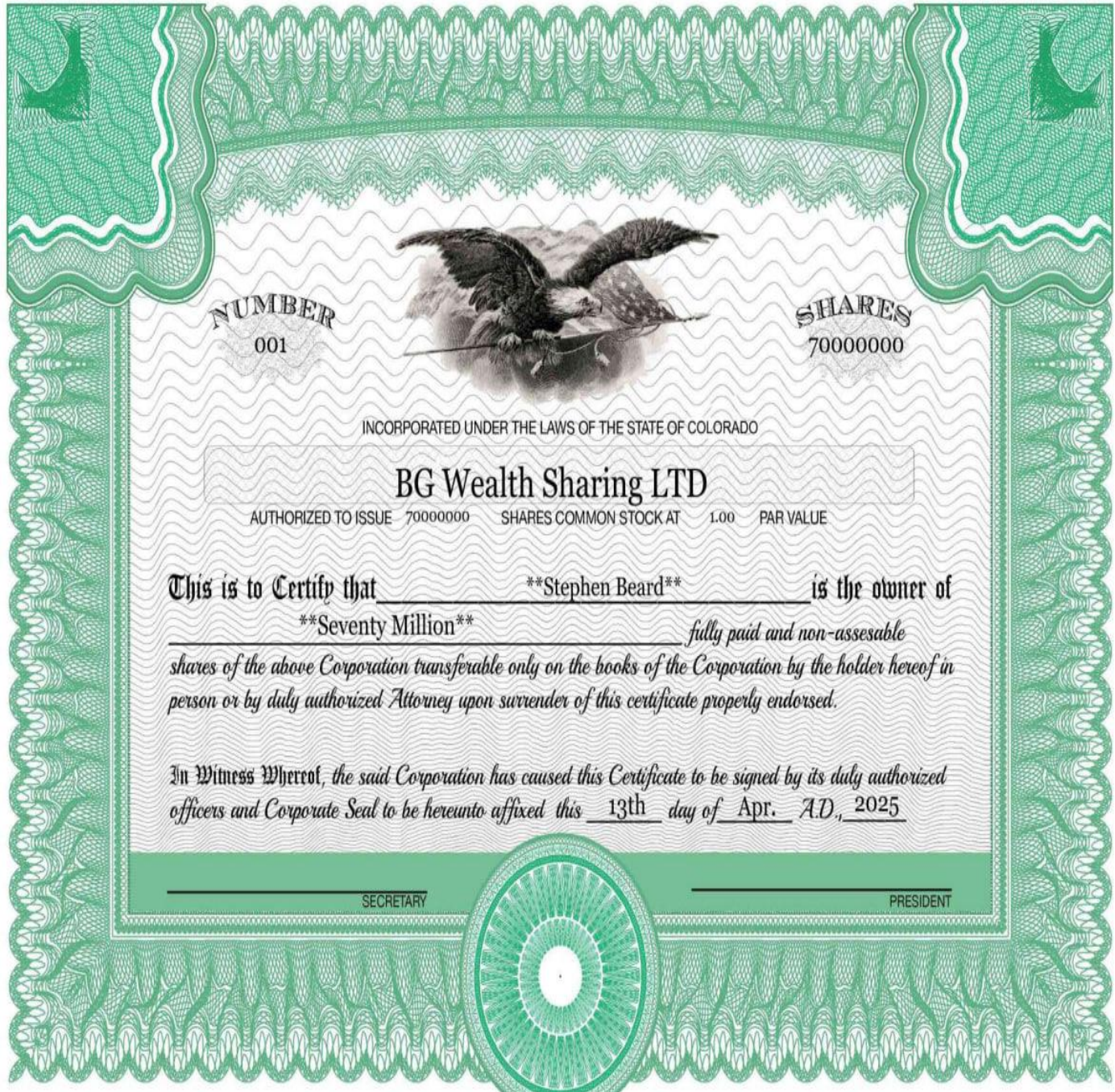
Secretary of State of the State of Colorado

*****End of Certificate*****
Notice: A certificate issued electronically from the Colorado Secretary of State's website is fully and immediately valid and effective. However, as an option, the issuance and validity of a certificate obtained electronically may be established by visiting the Validate a Certificate page of the Secretary of State's website, <https://www.coloradosos.gov/biz/certificateSearchCriteria.do> entering the certificate's confirmation number displayed on the certificate, and following the instructions displayed. Confirming the issuance of a certificate is merely optional and is not necessary to the valid and effective issuance of a certificate. For more information, visit our website, <https://www.coloradosos.gov> click "Businesses, trademarks, trade names" and select "Frequently Asked Questions."



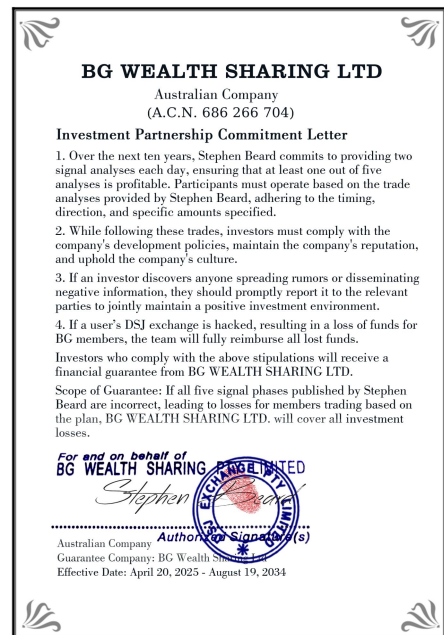
The fund company and my information are officially verifiable.

ADVANTAGE THREE



ADVANTAGE FOUR

Long-term project cooperation. The Wealth Sharing Fund team signed a ten-year cooperation plan with DSJEX, adhering to the core concept of tripartite cooperation and win-win.



DSJEX Exc

Letter of Authorization and Agency Declaration

DSJ EXCHANGE LTD

DSJEX Exchange provides network technology support and trading data support.

BG WEALTH SHARING LTD

BG Wealth Sharing Ltd is hereby officially appointed as the agent for the second contract and related business.

Stephen Beard
DSJ EXCHANGE LTD
SIGNATURE

August 1, 2022
DATE

This letter of authorization is valid and cannot be transferred through videotape or modification. DSJEX Exchange Ltd reserves the right of final interpretation for this letter of authorization



ADVANTAGE FOUR

BG WEALTH SHARING LTD

Australian Company
(A.C.N. 686 266 704)

Investment Partnership Commitment Letter

1. Over the next ten years, Stephen Beard commits to providing two signal analyses each day, ensuring that at least one out of five analyses is profitable. Participants must operate based on the trade analyses provided by Stephen Beard, adhering to the timing, direction, and specific amounts specified.
 2. While following these trades, investors must comply with the company's development policies, maintain the company's reputation, and uphold the company's culture.
 3. If an investor discovers anyone spreading rumors or disseminating negative information, they should promptly report it to the relevant parties to jointly maintain a positive investment environment.
 4. If a user's DSJ exchange is hacked, resulting in a loss of funds for BG members, the team will fully reimburse all lost funds.
- Investors who comply with the above stipulations will receive a financial guarantee from BG WEALTH SHARING LTD.
- Scope of Guarantee: If all five signal phases published by Stephen Beard are incorrect, leading to losses for members trading based on the plan, BG WEALTH SHARING LTD. will cover all investment losses.

For and on behalf of
BG WEALTH SHARING LTD
Stephen Beard
Authorised Signatory(s)
Australian Company
Guarantee Company: BG Wealth Sharing Ltd
Effective Date: April 20, 2025 - August 19, 2034

DSJEX Exchange

Letter of Authorization and Agency Declaration

DSJ EXCHANGE LTD

DSJEX Exchange provides network technology support and trading data support.

BG WEALTH SHARING LTD

BG Wealth Sharing Ltd is hereby officially appointed as the agent for the second contract and related business.

Stephen Beard
NATURE

August 1, 2022
DATE

This letter of authorization is valid and cannot be transferred through videotape or modification. DSJEX Exchange Ltd reserves the right of final interpretation for this letter of authorization



ADVANTAGE FOUR

DSJEX Exchange's acquisition of the U.S. Securities and Exchange Commission (SEC) license marks that it has reached high standards of compliance operations, which not only injects momentum into the development of the platform, but also reshapes the market's trust in the exchange and pushes the industry towards a healthy and transparent development track. This move will open up the international market for DSJEX, attract more institutional investors, improve user fund security and transparency, and provide a more trustworthy trading environment for the majority of users. Overall, this progress is not only a victory for DSJEX, but also a new starting point for promoting the compliance development of the entire crypto asset industry, redefining the standards for future platforms.

U.S. SECURITIES AND EXCHANGE COMMISSION

DSJ Exchange PTY Ltd

CIK: 0002076856

Business Address: 3190 SOUTH VAUGHN WAY AURORA CO 80014

IRS No.: 392961977 | State of Incorporation: CO | Fiscal Year End: 07/01

Type: D | Act:33 | File No.: 021-551389 | Film No.: 251117491

Under the federal securities laws, any offer or sale of a security must either be registered with the SEC or meet an exemption. Even if a company takes advantage of an exemption from registration, a company should take care to provide sufficient information to investors to avoid violating the antifraud provisions of the securities laws. This means that any information a company provides to investors must be free from false or misleading statements. Similarly, a company should not exclude any information if the commission makes what is provided to investors false or misleading.

Effectiveness Date: Jul. 11, 2025



ADVANTAGE FIVE

**IN ADDITION TO PROFITING FROM
SIGNAL TRADING,
YOU CAN ALSO BUILD A TEAM TO
EARN ADDITIONAL PROFITS.**



ENDORSEMENT REWARDS

New User Recharge Amount(USDT)	Referrer Bonus (USDT)	Newcomer Reward (USDT)
500	25	25
1000	100	50
3000	300	150
5000	500	250

If a spokesperson invites a friend to join and the recharge is less than 300 USDT

the spokesperson receives **no reward**.

If a friend invited by the spokesperson joins and their first recharge reaches 500 USDT

both the Spokesperson and the new member will receive an additional special training signal bonus as well as a Newcomer Bonus and a Referral Bonus.

TEAM BUILDING

Endorse 5 people to form a group and enjoy trading volume dividends

Position/level	Number	Bonus ratio	cycle bonus	level-up rewards
Junior Spokesperson	Directly reports 5 people	0.50%	\$30	\$100
Intermediate Spokesperson	2 direct reports LV1 / Team of 25	1.00%	\$150	\$300
Senior Spokesperson	3 direct reports LV1 / Team of 125	2.00%	\$500	\$800
One-Star Spokesperson	4 direct reports LV1 / Team of 500	2.50%	\$1200	\$2000
Two-Star Spokesperson	5 direct reports LV1 / Team of 1000	3.00%	\$2400	\$5000
Three-Star Spokesperson	6 direct reports LV1 / Team of 2000	3.50%	\$5000	\$12000
Regional Spokesperson	7 direct reports LV1 / Team of 5000	4.00%	\$10000	\$25000

1

1. When the team meets the dividend conditions, each recommender can apply for dividends on the 9th, 19th, and 29th of each month based on the trading volume of his or her downline members (the downline members' deposits must be greater than 300 USDT). The higher the trading volume, the more dividends. If the dividend is less than 30 USD, it will be rewarded at 30 USD.

2

Each recommender in a leadership position can apply for a birthday allowance once a year. (Birthday allowance: 100 USDT).

3

Recommenders in each position must lead team members responsibly. The team is prohibited from spreading rumors or negative information. Once it is confirmed that someone has spread rumors, the team will cancel all benefits after verification.

4

Recommenders in each position need to diligently lead the team development and work hard to support each subordinate member. For each subordinate who successfully promotes a junior recommender position, the supervisor recommender will receive a team reward of 50 USDT!

5

Teams in senior recommender positions can apply for a monthly team gathering to promote team building and development. Gathering expenses must be reimbursed (reimbursement must be arranged in advance with the team project manager and approved by the team project manager).

6

Trading volume dividends (uniform distribution time: 9th, 19th and 29th of each month), please apply to the project manager, who will review and arrange distribution. The manager upgrade reward can be directly requested from Professor Stephen.

VOLUME DIVIDENDS

If you successfully invite 5 new friends to join, and each of them invests more than \$300, you will be promoted to Level 1 Manager and receive a \$100 promotion bonus. This means that your leadership and team development skills are recognized. Manager bonuses are paid three times a month, on the 9th, 19th and 29th. Bonus rewards are a direct return on the successful growth of your team, and your income will continue to increase as you add more team members.

The dividends are divided according to different levels as shown below.

1

1. When the team meets the dividend conditions, each recommender can apply for dividends on the 9th, 19th, and 29th of each month based on the trading volume of his or her downline members (the downline members' deposits must be greater than 300 USDT). The higher the trading volume, the more dividends. If the dividend is less than 30 USD, it will be rewarded at 30 USD.

2

When the team reaches 25 members, you will be promoted to LV2 manager and receive a promotion bonus of \$300. In addition, you will receive a 1% dividend on the team's trading volume every 10 days, three times a month.

3

If your team reaches 1,000 people, you can upgrade to LV5 manager and you can get a promotion reward of 5,000 USDT. [1,000-person team: daily trading volume $1,000 \times 100 = 100,000$ USD, manager's 10-day trading volume $1 \text{ million} \times 3\% = 30,000$ USD, equivalent to the annual salary of an ordinary worker] success rate. (This is calculated based on the number of team members, for example, the trading volume of 1,000 and 3,000 investments is different)

Dynamic Signal Rewards:

- When you invite a friend to invest more than \$500, both you and the new member will receive 6 bonus dynamic trading signals.

In addition, you can participate in 6 signal transactions and receive 2 dynamic signals at 2 pm and 2:30 pm, and another 2 dynamic signals at 8:30 pm and 9 pm every day.



- If you invest \$1,000, 2 days of signal trading can help you realize a profit of \$65.

If you invest \$3,000, you might get \$195 in profit.

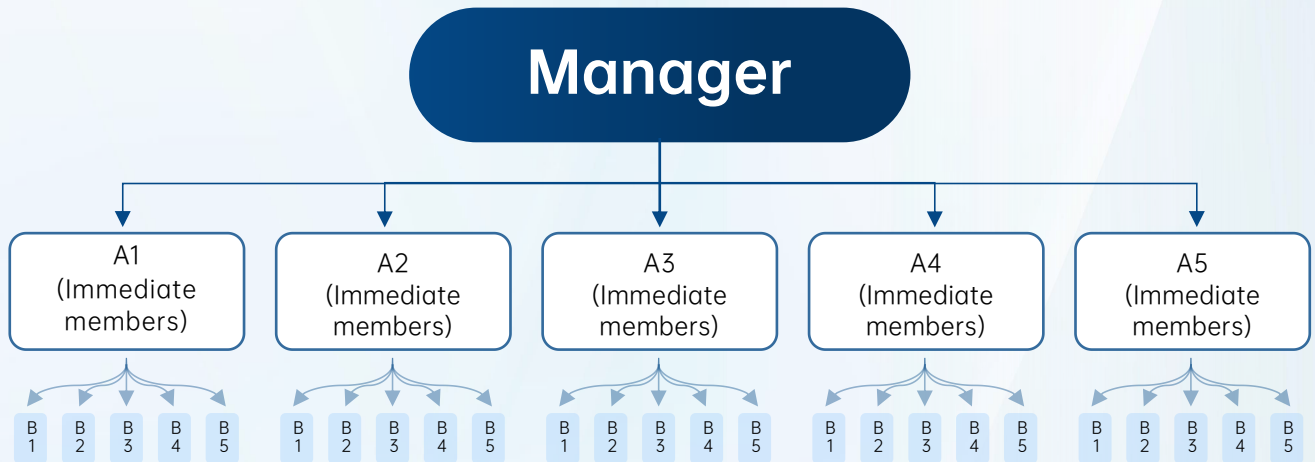
It should be noted that the dynamic trading signals provided by the referrer are proportional to the initial deposit amount of the new member, that is, the trading volume accounts for 1%. If you are unable to participate in 2-day signal trading, you can contact me or my assistant for more details and accumulate your transactions.

Dynamic Signal **Return**

As long as you invite friends to join BG, your daily earnings will be very high.

Signal trading is just our basic income, while team income allows us to achieve greater success in the future. A good investor must know how to broaden their perspective. Investment depends on developments over the coming years. I joined the BG Wealth Sharing Team in 2022. From starting as an individual to now becoming a regional spokesperson, my journey from not knowing how to operate at first to achieving success has been made possible with the support of Professor Stephen. I hope you can create your own team just like I did and become wealthier in the future.

VOLUME DIVIDENDS



The Wealth sharing Foundation is the entrepreneurial starting point for each member!

- 1 With you as the core point of the team manager, the constant cascade of replication into Foundation Advocate positions will grow in multiples of 5!
- 2 The first tier of 5, the second tier of 25, the third tier of 125, the fourth tier of 625, the fifth tier of 3125, and so on, when your team reaches the level of 10,000 people, you will be able to earn more than \$100,000 per month!
- 3 According to the concept of five people into a group, management and guidance of each layer of personnel, teaching the correct investment concept, team win-win cooperation concept, common development team, to help each layer of members are able to earn their own a stable income!

duplication is an unsurpassed entrepreneurial myth!

How We Complete the Trades

Let's assume we start with \$500, make two trades a day of 1% value, and earn at least \$6.50 a day on average. This brings our total to \$506.50. On the second day, we earn \$6.58, so the profit for two days is \$13.08.



HOW WE FOLLOW THE TRADING SIGNALS



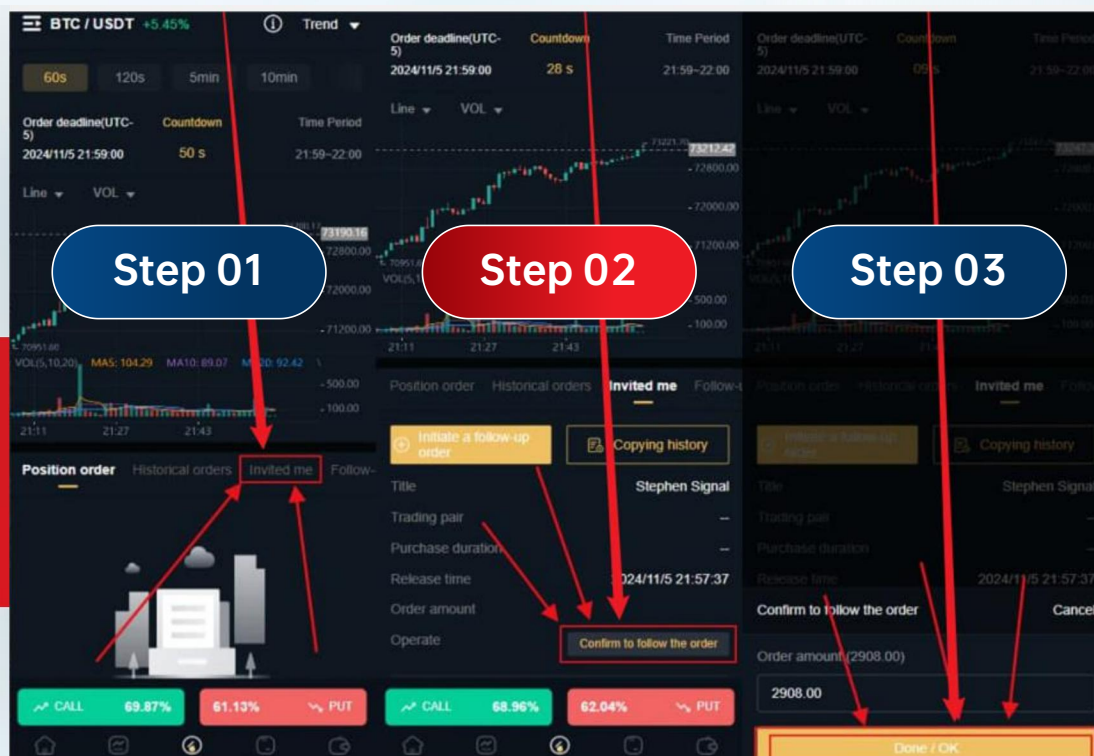
We follow the trading signals by going into the Invited me page and pressing the 'Confirm to follow the order' button within the DSJEX app.



There is no manual selecting of the amounts or types etc., just simply press the one button to follow the trade.



This automatically sets the correct product, whether it's a call or put and the 1% amount of our total balance,



WHAT IF THE TRANSACTION FAILS?

As we have a trading accuracy of up to 99.6%, it's very unlikely that a trade would lose, however if it does we go by a 5 phase plan to trade again for a higher percentage to cover any losses:

Funds	Phase 1	Phase 2	Phase 3	Phase 4	Phase 5
\$605	\$5	\$15	\$45	\$135	\$405
Profit	\$3.25	\$4.75	\$9.25	\$22.75	\$63.25

UNIT
LEVEL 01

Funds	Phase 1	Phase 2	Phase 3	Phase 4	Phase 5
\$1210	\$10	\$30	\$90	\$270	\$810
Profit	\$6.5	\$9.5	\$18.5	\$45.5	\$126.5

UNIT
LEVEL 02

Funds	Phase 1	Phase 2	Phase 3	Phase 4	Phase 5
\$3630	\$30	\$90	\$270	\$810	\$1800
Profit	\$19.5	\$28.5	\$55.5	\$136.5	\$379.5

UNIT
LEVEL 03

DYNAMIC & STATIC RETURNS

If you invite five new members within a week and deposit at least \$500, you will not only earn at least \$250 as an invitation bonus, but you will also successfully build your own team and elevate your team to the position of Junior Manager. Based on the number of team members, you will receive a total of three bonus rewards on the 9th, 19th, and 29th of each month.

Basic

Advanced

Compound Interest Calculator

Initial Investment (\$)

Number of Times (Period)

Interest Rate (%)

Calculate

Total Profit	Resulting Amount
\$39.00	\$3,039.00

1.3% Daily Return

As everyone knows, BG Group offers two fixed signals, which provide investors with basic returns after joining. If your DSJEX account balance is \$3,000, the daily returns from these two fixed signals would be \$39. That is equivalent to what an average person might earn in a day or two, allowing you to enjoy stable returns every day.

Second: Daily Return

Many people do not understand how a 2.6% return works. Let me explain - We have 2 fixed signals plus 2 additional signals that enable us to achieve a 2.6% return. If you want to receive 3 additional signals, you need to invite new members to invest and join. The new members' investment must reach a minimum deposit of \$500.

Basic

Advanced

Compound Interest Calculator

Initial Investment (\$)

Number of Times (Period)

Interest Rate (%)

Calculate

Total Profit	Resulting Amount
\$499.50	\$3,499.50

Basic

Advanced

Compound Interest Calculator

Initial Investment (\$)

Number of Times (Period)

Interest Rate (%)

Calculate


Total Profit	Resulting Amount
\$156.00	\$3,156.00

For example

if you have \$3,000 in funds, you can receive 6 additional signals each day, plus 2 fixed signals from BG, making a total of 8 signals. The daily return exceeds 5.2%.

DYNAMIC & STATIC RETURNS

**LET'S COMPARE THE DYNAMIC AND
STATIC RETURNS YOU CAN GET
BASED ON YOUR DEPOSIT AMOUNT
AND YOUR REFERRAL BONUS.**



Investing \$500: Comparing static returns with dynamic returns over a period of 30 days.

A new user who first deposits \$500 can receive a \$25 bonus, bringing their account balance to \$525. Therefore, their first transaction amount is \$5.25.

Dynamic profit on \$525 capital			
May	1:00pm	7:00pm	profit
1-Jun	\$3.41	\$3.43	\$531.84
2-Jun	\$3.46	\$3.48	\$538.78
3-Jun	\$3.50	\$3.52	\$545.80
4-Jun	\$3.55	\$3.57	\$552.92
5-Jun	\$3.59	\$3.62	\$560.13
6-Jun	\$3.64	\$3.66	\$567.44
7-Jun	\$3.69	\$3.71	\$574.84
8-Jun	\$3.74	\$3.76	\$582.34
9-Jun	\$3.79	\$3.81	\$589.93
10-Jun	\$3.83	\$3.86	\$597.63
11-Jun	\$3.88	\$3.91	\$605.42
12-Jun	\$3.94	\$3.96	\$613.32
13-Jun	\$3.99	\$4.01	\$621.31
14-Jun	\$4.04	\$4.06	\$629.42
15-Jun	\$4.09	\$4.12	\$637.63
16-Jun	\$4.14	\$4.17	\$645.94
17-Jun	\$4.20	\$4.23	\$654.37
18-Jun	\$4.25	\$4.28	\$662.90
19-Jun	\$4.31	\$4.34	\$671.55
20-Jun	\$4.37	\$4.39	\$680.31
21-Jun	\$4.42	\$4.45	\$689.18
22-Jun	\$4.48	\$4.51	\$698.17
23-Jun	\$4.54	\$4.57	\$707.27
24-Jun	\$4.60	\$4.63	\$716.50
25-Jun	\$4.66	\$4.69	\$725.84
26-Jun	\$4.72	\$4.75	\$735.31
27-Jun	\$4.78	\$4.81	\$744.90
28-Jun	\$4.84	\$4.87	\$754.61
29-Jun	\$4.90	\$4.94	\$764.46
30-Jun	\$4.97	\$5.00	\$774.43

VS

Dynamic profit on \$525 capital								
May	1:00pm	2:00pm	2:30pm	7:00pm	8:00pm	8:30pm	9:00pm	profit
1-Jun	\$3.41	\$3.25	\$3.25	\$3.47	\$3.47	\$3.25	\$3.25	\$548.29
2-Jun	\$3.56	\$3.25	\$3.25	\$3.63	\$3.65	\$3.25	\$3.25	\$572.14
3-Jun	\$3.72	\$3.25	\$3.25	\$3.79	\$3.81	\$3.25	\$3.25	\$596.45
4-Jun	\$3.88	\$3.25	\$3.25	\$3.94	\$3.97	\$3.25	\$3.25	\$621.24
5-Jun	\$4.04	\$3.25	\$3.25	\$4.11	\$4.13	\$3.25	\$3.25	\$646.52
6-Jun	\$4.20	\$3.25	\$3.25	\$4.27	\$4.30	\$3.25	\$3.25	\$672.29
7-Jun	\$4.37	\$3.25	\$3.25	\$4.44	\$4.47	\$3.25	\$3.25	\$698.57
8-Jun	\$4.54	\$3.25	\$3.25	\$4.61	\$4.64	\$3.25	\$3.25	\$725.37
9-Jun	\$4.71	\$3.25	\$3.25	\$4.79	\$4.82	\$3.25	\$3.25	\$752.69
10-Jun	\$4.89	\$3.25	\$3.25	\$4.97	\$5.00	\$3.25	\$3.25	\$780.55
11-Jun	\$5.07	\$3.25	\$3.25	\$5.15	\$5.18	\$3.25	\$3.25	\$808.95
12-Jun	\$5.26	\$3.25	\$3.25	\$5.33	\$5.37	\$3.25	\$3.25	\$837.92
13-Jun	\$5.45	\$3.25	\$3.25	\$5.52	\$5.56	\$3.25	\$3.25	\$867.45
14-Jun	\$5.64	\$3.25	\$3.25	\$5.72	\$5.75	\$3.25	\$3.25	\$897.56
15-Jun	\$5.83	\$3.25	\$3.25	\$5.91	\$5.95	\$3.25	\$3.25	\$928.26
16-Jun	\$6.03	\$3.25	\$3.25	\$6.12	\$6.15	\$3.25	\$3.25	\$959.56
17-Jun	\$6.24	\$3.25	\$3.25	\$6.32	\$6.36	\$3.25	\$3.25	\$991.48
18-Jun	\$6.44	\$3.25	\$3.25	\$6.53	\$6.57	\$3.25	\$3.25	\$1,024.02
19-Jun	\$6.66	\$3.25	\$3.25	\$6.74	\$6.79	\$3.25	\$3.25	\$1,057.21
20-Jun	\$6.87	\$3.25	\$3.25	\$6.96	\$7.00	\$3.25	\$3.25	\$1,091.04
21-Jun	\$7.09	\$3.25	\$3.25	\$7.18	\$7.23	\$3.25	\$3.25	\$1,125.54
22-Jun	\$7.32	\$3.25	\$3.25	\$7.41	\$7.45	\$3.25	\$3.25	\$1,160.72
23-Jun	\$7.54	\$3.25	\$3.25	\$7.64	\$7.69	\$3.25	\$3.25	\$1,196.58
24-Jun	\$7.78	\$3.25	\$3.25	\$7.87	\$7.92	\$3.25	\$3.25	\$1,233.15
25-Jun	\$8.02	\$3.25	\$3.25	\$8.11	\$8.16	\$3.25	\$3.25	\$1,270.44
26-Jun	\$8.26	\$3.25	\$3.25	\$8.35	\$8.41	\$3.25	\$3.25	\$1,308.46
27-Jun	\$8.50	\$3.25	\$3.25	\$8.60	\$8.66	\$3.25	\$3.25	\$1,347.23
28-Jun	\$8.76	\$3.25	\$3.25	\$8.86	\$8.91	\$3.25	\$3.25	\$1,386.75
29-Jun	\$9.01	\$3.25	\$3.25	\$9.11	\$9.17	\$3.25	\$3.25	\$1,427.05
30-Jun	\$9.28	\$3.25	\$3.25	\$9.38	\$9.44	\$3.25	\$3.25	\$1,468.15

Investing \$1000: Compare static returns with dynamic returns over a period of 30 days.

A new user who makes a first deposit of 1000 USD can receive a bonus of 50 USD, so their account balance will be 1050 USD. As a result, the amount for their first transaction will be 10.50 USD.

Dynamic profit on \$1050 capital			
May	1:00pm	7:00pm	profit
1-Jun	\$6.82	\$6.94	\$1,063.76
2-Jun	\$6.91	\$6.96	\$1,077.63
3-Jun	\$7.00	\$7.05	\$1,091.69
4-Jun	\$7.10	\$7.14	\$1,105.93
5-Jun	\$7.19	\$7.24	\$1,120.35
6-Jun	\$7.28	\$7.33	\$1,134.96
7-Jun	\$7.38	\$7.43	\$1,149.76
8-Jun	\$7.47	\$7.52	\$1,164.76
9-Jun	\$7.57	\$7.62	\$1,179.95
10-Jun	\$7.67	\$7.72	\$1,195.34
11-Jun	\$7.77	\$7.82	\$1,210.93
12-Jun	\$7.87	\$7.92	\$1,226.72
13-Jun	\$7.97	\$8.03	\$1,242.72
14-Jun	\$8.08	\$8.13	\$1,258.93
15-Jun	\$8.18	\$8.24	\$1,275.35
16-Jun	\$8.29	\$8.34	\$1,291.98
17-Jun	\$8.40	\$8.45	\$1,308.83
18-Jun	\$8.51	\$8.56	\$1,325.90
19-Jun	\$8.62	\$8.67	\$1,343.20
20-Jun	\$8.73	\$8.79	\$1,360.72
21-Jun	\$8.84	\$8.90	\$1,378.46
22-Jun	\$8.96	\$9.02	\$1,396.44
23-Jun	\$9.08	\$9.14	\$1,414.65
24-Jun	\$9.20	\$9.26	\$1,433.10
25-Jun	\$9.32	\$9.38	\$1,451.79
26-Jun	\$9.44	\$9.50	\$1,470.73
27-Jun	\$9.56	\$9.62	\$1,489.91
28-Jun	\$9.68	\$9.75	\$1,509.34
29-Jun	\$9.81	\$9.87	\$1,529.03
30-Jun	\$9.94	\$10.00	\$1,548.97

VS

Dynamic profit on \$1050 capital								
May	1:00pm	2:00pm	2:30pm	7:00pm	8:00pm	8:30pm	9:00pm	profit
1-Jun	\$6.82	\$6.50	\$6.50	\$6.94	\$6.99	\$6.50	\$6.50	\$1,096.75
2-Jun	\$7.13	\$6.50	\$6.50	\$7.26	\$7.31	\$6.50	\$6.50	\$1,144.45
3-Jun	\$7.44	\$6.50	\$6.50	\$7.57	\$7.62	\$6.50	\$6.50	\$1,193.08
4-Jun	\$7.76	\$6.50	\$6.50	\$7.89	\$7.94	\$6.50	\$6.50	\$1,242.66
5-Jun	\$8.08	\$6.50	\$6.50	\$8.21	\$8.27	\$6.50	\$6.50	\$1,293.22
6-Jun	\$8.41	\$6.50	\$6.50	\$8.55	\$8.60	\$6.50	\$6.50	\$1,344.77
7-Jun	\$8.74	\$6.50	\$6.50	\$8.88	\$8.94	\$6.50	\$6.50	\$1,397.34
8-Jun	\$9.08	\$6.50	\$6.50	\$9.23	\$9.29	\$6.50	\$6.50	\$1,450.93
9-Jun	\$9.43	\$6.50	\$6.50	\$9.58	\$9.64	\$6.50	\$6.50	\$1,505.58
10-Jun	\$9.79	\$6.50	\$6.50	\$9.93	\$10.00	\$6.50	\$6.50	\$1,561.30
11-Jun	\$10.15	\$6.50	\$6.50	\$10.30	\$10.37	\$6.50	\$6.50	\$1,618.11
12-Jun	\$10.52	\$6.50	\$6.50	\$10.67	\$10.74	\$6.50	\$6.50	\$1,676.04
13-Jun	\$10.89	\$6.50	\$6.50	\$11.05	\$11.12	\$6.50	\$6.50	\$1,735.11
14-Jun	\$11.28	\$6.50	\$6.50	\$11.44	\$11.51	\$6.50	\$6.50	\$1,795.33
15-Jun	\$11.67	\$6.50	\$6.50	\$11.83	\$11.91	\$6.50	\$6.50	\$1,856.74
16-Jun	\$12.07	\$6.50	\$6.50	\$12.23	\$12.31	\$6.50	\$6.50	\$1,919.35
17-Jun	\$12.48	\$6.50	\$6.50	\$12.64	\$12.72	\$6.50	\$6.50	\$1,983.19
18-Jun	\$12.89	\$6.50	\$6.50	\$13.06	\$13.14	\$6.50	\$6.50	\$2,048.28
19-Jun	\$13.31	\$6.50	\$6.50	\$13.48	\$13.57	\$6.50	\$6.50	\$2,114.65
20-Jun	\$13.75	\$6.50	\$6.50	\$13.92	\$14.01	\$6.50	\$6.50	\$2,182.33
21-Jun	\$14.19	\$6.50	\$6.50	\$14.36	\$14.46	\$6.50	\$6.50	\$2,251.33
22-Jun	\$14.63	\$6.50	\$6.50	\$14.81	\$14.91	\$6.50	\$6.50	\$2,321.69
23-Jun	\$15.09	\$6.50	\$6.50	\$15.27	\$15.37	\$6.50	\$6.50	\$2,393.42
24-Jun	\$15.56	\$6.50	\$6.50	\$15.74	\$15.85	\$6.50	\$6.50	\$2,466.57
25-Jun	\$16.03	\$6.50	\$6.50	\$16.22	\$16.33	\$6.50	\$6.50	\$2,541.15
26-Jun	\$16.52	\$6.50	\$6.50	\$16.71	\$16.82	\$6.50	\$6.50	\$2,617.20
27-Jun	\$17.01	\$6.50	\$6.50	\$17.21	\$17.32	\$6.50	\$6.50	\$2,694.73
28-Jun	\$17.52	\$6.50	\$6.50	\$17.71	\$17.83	\$6.50	\$6.50	\$2,773.79
29-Jun	\$18.03	\$6.50	\$6.50	\$18.23	\$18.35	\$6.50	\$6.50	\$2,854.40
30-Jun	\$18.55	\$6.50	\$6.50	\$18.76	\$18.88	\$6.50	\$6.50	\$2,936.60

Investing \$3,000: Compare static returns and dynamic returns over 30 days.

A new user who deposits \$3,000 for the first time can receive a \$150 bonus, resulting in a total account balance of \$3,150. Therefore, the amount for their first transaction is \$31.50.

Dynamic profit on \$3150 capital			
May	1:00pm	7:00pm	profit
1-Jun	\$20.47	\$20.60	\$3,191.07
2-Jun	\$20.74	\$20.88	\$3,232.69
3-Jun	\$21.01	\$21.15	\$3,274.85
4-Jun	\$21.29	\$21.42	\$3,317.56
5-Jun	\$21.56	\$21.70	\$3,360.83
6-Jun	\$21.85	\$21.99	\$3,404.66
7-Jun	\$22.13	\$22.27	\$3,449.07
8-Jun	\$22.42	\$22.56	\$3,494.05
9-Jun	\$22.71	\$22.86	\$3,539.62
10-Jun	\$23.01	\$23.16	\$3,585.79
11-Jun	\$23.31	\$23.46	\$3,632.55
12-Jun	\$23.61	\$23.77	\$3,679.93
13-Jun	\$23.92	\$24.08	\$3,727.92
14-Jun	\$24.23	\$24.39	\$3,776.54
15-Jun	\$24.55	\$24.71	\$3,825.80
16-Jun	\$24.87	\$25.03	\$3,875.70
17-Jun	\$25.19	\$25.36	\$3,926.24
18-Jun	\$25.52	\$25.69	\$3,977.45
19-Jun	\$25.85	\$26.02	\$4,029.33
20-Jun	\$26.19	\$26.36	\$4,081.88
21-Jun	\$26.53	\$26.70	\$4,135.11
22-Jun	\$26.88	\$27.05	\$4,189.05
23-Jun	\$27.23	\$27.41	\$4,243.68
24-Jun	\$27.58	\$27.76	\$4,299.03
25-Jun	\$27.94	\$28.13	\$4,355.10
26-Jun	\$28.31	\$28.49	\$4,411.90
27-Jun	\$28.68	\$28.86	\$4,469.44
28-Jun	\$29.05	\$29.24	\$4,527.73
29-Jun	\$29.43	\$29.62	\$4,586.78
30-Jun	\$29.81	\$30.01	\$4,646.60

VS

Dynamic profit on \$3150 capital								
May	1:00pm	2:00pm	2:30pm	7:00pm	8:00pm	8:30pm	9:00pm	profit
1-Jun	\$20.47	\$19.50	\$19.50	\$20.60	\$20.74	\$19.50	\$19.50	\$3,289.81
2-Jun	\$21.38	\$19.50	\$19.50	\$21.78	\$21.92	\$19.50	\$19.50	\$3,432.89
3-Jun	\$22.31	\$19.50	\$19.50	\$22.71	\$22.86	\$19.50	\$19.50	\$3,578.77
4-Jun	\$23.26	\$19.50	\$19.50	\$23.67	\$23.82	\$19.50	\$19.50	\$3,727.52
5-Jun	\$24.23	\$19.50	\$19.50	\$24.64	\$24.80	\$19.50	\$19.50	\$3,879.19
6-Jun	\$25.21	\$19.50	\$19.50	\$25.63	\$25.80	\$19.50	\$19.50	\$4,033.84
7-Jun	\$26.22	\$19.50	\$19.50	\$26.64	\$26.82	\$19.50	\$19.50	\$4,191.52
8-Jun	\$27.24	\$19.50	\$19.50	\$27.68	\$27.86	\$19.50	\$19.50	\$4,352.29
9-Jun	\$28.29	\$19.50	\$19.50	\$28.73	\$28.91	\$19.50	\$19.50	\$4,516.23
10-Jun	\$29.36	\$19.50	\$19.50	\$29.80	\$29.99	\$19.50	\$19.50	\$4,683.37
11-Jun	\$30.44	\$19.50	\$19.50	\$30.89	\$31.09	\$19.50	\$19.50	\$4,853.80
12-Jun	\$31.55	\$19.50	\$19.50	\$32.01	\$32.22	\$19.50	\$19.50	\$5,027.58
13-Jun	\$32.68	\$19.50	\$19.50	\$33.15	\$33.36	\$19.50	\$19.50	\$5,204.76
14-Jun	\$33.83	\$19.50	\$19.50	\$34.30	\$34.53	\$19.50	\$19.50	\$5,385.43
15-Jun	\$35.01	\$19.50	\$19.50	\$35.49	\$35.72	\$19.50	\$19.50	\$5,569.63
16-Jun	\$36.20	\$19.50	\$19.50	\$36.69	\$36.93	\$19.50	\$19.50	\$5,757.46
17-Jun	\$37.42	\$19.50	\$19.50	\$37.92	\$38.17	\$19.50	\$19.50	\$5,948.97
18-Jun	\$38.67	\$19.50	\$19.50	\$39.17	\$39.43	\$19.50	\$19.50	\$6,144.24
19-Jun	\$39.94	\$19.50	\$19.50	\$40.45	\$40.71	\$19.50	\$19.50	\$6,343.34
20-Jun	\$41.23	\$19.50	\$19.50	\$41.75	\$42.02	\$19.50	\$19.50	\$6,546.35
21-Jun	\$42.55	\$19.50	\$19.50	\$43.08	\$43.36	\$19.50	\$19.50	\$6,753.34
22-Jun	\$43.90	\$19.50	\$19.50	\$44.44	\$44.72	\$19.50	\$19.50	\$6,964.40
23-Jun	\$45.27	\$19.50	\$19.50	\$45.82	\$46.11	\$19.50	\$19.50	\$7,179.60
24-Jun	\$46.67	\$19.50	\$19.50	\$47.22	\$47.53	\$19.50	\$19.50	\$7,399.02
25-Jun	\$48.09	\$19.50	\$19.50	\$48.66	\$48.98	\$19.50	\$19.50	\$7,622.75
26-Jun	\$49.55	\$19.50	\$19.50	\$50.12	\$50.45	\$19.50	\$19.50	\$7,850.87
27-Jun	\$51.03	\$19.50	\$19.50	\$51.62	\$51.95	\$19.50	\$19.50	\$8,083.47
28-Jun	\$52.54	\$19.50	\$19.50	\$53.14	\$53.48	\$19.50	\$19.50	\$8,320.63
29-Jun	\$54.08	\$19.50	\$19.50	\$54.69	\$55.04	\$19.50	\$19.50	\$8,562.45
30-Jun	\$55.66	\$19.50	\$19.50	\$56.27	\$56.64	\$19.50	\$19.50	\$8,809.01

Investing \$5,000: Comparing Static Returns with Dynamic Returns Over 30 Days.

A new user who makes an initial deposit of \$5,000 can receive a \$250 bonus, bringing their account balance to \$5,250. Therefore, the amount for their first transaction is \$52.50.

Dynamic profit on \$5250 capital			
May	1:00pm	7:00pm	profit
1-Jun	\$34.12	\$34.34	\$5,318.64
2-Jun	\$34.57	\$34.80	\$5,388.01
3-Jun	\$35.02	\$35.25	\$5,458.28
4-Jun	\$35.48	\$35.71	\$5,529.47
5-Jun	\$35.94	\$36.18	\$5,601.58
6-Jun	\$36.41	\$36.65	\$5,674.64
7-Jun	\$36.89	\$37.12	\$5,748.65
8-Jun	\$37.37	\$37.61	\$5,823.63
9-Jun	\$37.85	\$38.10	\$5,899.58
10-Jun	\$38.35	\$38.60	\$5,976.52
11-Jun	\$38.85	\$39.10	\$6,054.47
12-Jun	\$39.35	\$39.61	\$6,133.43
13-Jun	\$39.87	\$40.13	\$6,213.43
14-Jun	\$40.39	\$40.65	\$6,294.47
15-Jun	\$40.91	\$41.18	\$6,376.56
16-Jun	\$41.45	\$41.72	\$6,459.72
17-Jun	\$41.99	\$42.26	\$6,543.97
18-Jun	\$42.54	\$42.81	\$6,629.32
19-Jun	\$43.09	\$43.37	\$6,715.78
20-Jun	\$43.65	\$43.94	\$6,803.37
21-Jun	\$44.22	\$44.51	\$6,892.10
22-Jun	\$44.80	\$45.09	\$6,981.99
23-Jun	\$45.38	\$45.68	\$7,073.05
24-Jun	\$45.97	\$46.27	\$7,165.30
25-Jun	\$46.57	\$46.88	\$7,258.75
26-Jun	\$47.18	\$47.49	\$7,353.42
27-Jun	\$47.80	\$48.11	\$7,449.33
28-Jun	\$48.42	\$48.74	\$7,546.48
29-Jun	\$49.05	\$49.37	\$7,644.91
30-Jun	\$49.69	\$50.01	\$7,744.61

VS

Dynamic profit on \$5250 capital								
May	1:00pm	2:00pm	2:30pm	7:00pm	8:00pm	8:30pm	9:00pm	profit
1-Jun	\$34.12	\$32.50	\$32.50	\$34.34	\$34.56	\$32.50	\$32.50	\$5,483.02
2-Jun	\$35.64	\$32.50	\$32.50	\$36.29	\$36.53	\$32.50	\$32.50	\$5,721.48
3-Jun	\$37.19	\$32.50	\$32.50	\$37.85	\$38.10	\$32.50	\$32.50	\$5,964.63
4-Jun	\$38.77	\$32.50	\$32.50	\$39.44	\$39.70	\$32.50	\$32.50	\$6,212.54
5-Jun	\$40.38	\$32.50	\$32.50	\$41.07	\$41.33	\$32.50	\$32.50	\$6,465.32
6-Jun	\$42.02	\$32.50	\$32.50	\$42.72	\$43.00	\$32.50	\$32.50	\$6,723.07
7-Jun	\$43.70	\$32.50	\$32.50	\$44.41	\$44.70	\$32.50	\$32.50	\$6,985.87
8-Jun	\$45.41	\$32.50	\$32.50	\$46.13	\$46.43	\$32.50	\$32.50	\$7,253.83
9-Jun	\$47.15	\$32.50	\$32.50	\$47.88	\$48.19	\$32.50	\$32.50	\$7,527.05
10-Jun	\$48.93	\$32.50	\$32.50	\$49.67	\$49.99	\$32.50	\$32.50	\$7,805.63
11-Jun	\$50.74	\$32.50	\$32.50	\$51.49	\$51.82	\$32.50	\$32.50	\$8,089.68
12-Jun	\$52.58	\$32.50	\$32.50	\$53.35	\$53.69	\$32.50	\$32.50	\$8,379.30
13-Jun	\$54.47	\$32.50	\$32.50	\$55.24	\$55.60	\$32.50	\$32.50	\$8,674.61
14-Jun	\$56.38	\$32.50	\$32.50	\$57.17	\$57.55	\$32.50	\$32.50	\$8,975.71
15-Jun	\$58.34	\$32.50	\$32.50	\$59.14	\$59.53	\$32.50	\$32.50	\$9,282.73
16-Jun	\$60.34	\$32.50	\$32.50	\$61.15	\$61.55	\$32.50	\$32.50	\$9,595.77
17-Jun	\$62.37	\$32.50	\$32.50	\$63.20	\$63.61	\$32.50	\$32.50	\$9,914.95
18-Jun	\$64.45	\$32.50	\$32.50	\$65.29	\$65.71	\$32.50	\$32.50	\$10,240.40
19-Jun	\$66.56	\$32.50	\$32.50	\$67.42	\$67.86	\$32.50	\$32.50	\$10,572.24
20-Jun	\$68.72	\$32.50	\$32.50	\$69.59	\$70.04	\$32.50	\$32.50	\$10,910.59
21-Jun	\$70.92	\$32.50	\$32.50	\$71.80	\$72.27	\$32.50	\$32.50	\$11,255.58
22-Jun	\$73.16	\$32.50	\$32.50	\$74.06	\$74.54	\$32.50	\$32.50	\$11,607.34
23-Jun	\$75.45	\$32.50	\$32.50	\$76.36	\$76.86	\$32.50	\$32.50	\$11,966.00
24-Jun	\$77.78	\$32.50	\$32.50	\$78.71	\$79.22	\$32.50	\$32.50	\$12,331.71
25-Jun	\$80.16	\$32.50	\$32.50	\$81.10	\$81.63	\$32.50	\$32.50	\$12,704.59
26-Jun	\$82.58	\$32.50	\$32.50	\$83.54	\$84.08	\$32.50	\$32.50	\$13,084.79
27-Jun	\$85.05	\$32.50	\$32.50	\$86.03	\$86.59	\$32.50	\$32.50	\$13,472.45
28-Jun	\$87.57	\$32.50	\$32.50	\$88.56	\$89.14	\$32.50	\$32.50	\$13,867.73
29-Jun	\$90.14	\$32.50	\$32.50	\$91.15	\$91.74	\$32.50	\$32.50	\$14,270.76
30-Jun	\$92.76	\$32.50	\$32.50	\$93.79	\$94.39	\$32.50	\$32.50	\$14,681.70

\$5000 START FOR 30 DAYS - STATIC EARNINGS

A new user who deposits 5,000 USD for the first time can get a 250 USD reward.
The account balance is 5,250 USDT, so the first transaction amount is 52.50

Number of days	Transaction amount	13:00 Profit	19:00 Profit	Account balances
Day1	52.50	34.12	34.34	5318.48
Day2	53.18	34.57	34.79	5387.84
Day3	53.88	35.02	35.25	5458.11
Day4	54.58	35.48	35.71	5529.30
Day5	55.29	35.94	36.17	5601.42
Day6	56.01	36.41	36.65	5674.47
Day7	56.74	36.88	37.12	5748.48
Day8	57.48	37.37	37.61	5823.45
Day9	58.23	37.85	38.10	5899.40
Day10	58.99	38.35	38.60	5976.34
Day11	59.76	38.85	39.10	6054.29
Day12	60.54	39.35	39.61	6133.25
Day13	61.33	39.87	40.13	6213.24
Day14	62.13	40.39	40.65	6294.28
Day15	62.94	40.91	41.18	6376.37
Day16	63.76	41.45	41.72	6459.53
Day17	64.60	41.99	42.26	6543.78
Day18	65.44	42.53	42.81	6629.12
Day19	66.29	43.09	43.37	6715.58
Day20	67.16	43.65	43.94	6803.17
Day21	68.03	44.22	44.51	6891.90
Day22	68.92	44.80	45.09	6981.78
Day23	69.82	45.38	45.68	7072.84
Day24	70.73	45.97	46.27	7165.09
Day25	71.65	46.57	46.88	7258.53
Day26	72.59	47.18	47.49	7353.20
Day27	73.53	47.80	48.11	7449.10
Day28	74.49	48.42	48.73	7546.26
Day29	75.46	49.05	49.37	7644.68
Day30	76.45	49.69	50.01	7744.38

\$5000 START FOR 30 DAYS - STATIC EARNINGS

Newcomers are rewarded \$500 for their first invite and have an account balance of 5500USDT, so their first trade amount is 55.00

Number of days	Transaction amount	13:00 Profit	19:00 Profit	20:00 Profit	Invitation Rewards	Account balances
Day1	55.00	35.75	35.98	36.21	500	6107.94
Day2	61.08	39.70	39.95	40.21	0	6227.80
Day3	62.28	40.48	40.74	41.00	500	6850.02
Day4	68.50	44.53	44.81	45.10	0	6984.46
Day5	69.84	45.40	45.69	45.99	500	7621.54
Day6	76.22	49.54	40.12	40.38	0	7751.58
Day7	77.52	50.39	36.76	37.00	500	8375.72
Day8	83.76	54.44	54.79	55.15	0	8540.10
Day9	85.40	55.51	55.87	56.23	500	9207.71
Day10	92.08	59.85	60.23	60.63	0	9388.42
Day11	93.88	61.02	61.42	61.82	500	10072.69
Day12	100.73	65.47	65.89	66.32	0	10270.37
Day13	102.70	66.76	67.19	67.62	500	10971.94
Day14	109.72	71.32	31.78	71.98	0	11147.02
Day15	111.47	72.46	82.92	73.46	500	11875.85
Day16	118.76	77.19	77.69	78.19	0	12108.93
Day17	121.09	78.71	79.21	79.73	500	12846.57
Day18	128.47	83.50	84.04	84.59	0	13098.71
Day19	130.99	85.14	85.69	86.25	500	13855.79
Day20	138.56	90.06	90.64	91.23	0	14127.72
Day21	141.28	91.83	92.42	93.02	500	14904.99
Day22	149.05	96.88	97.51	98.14	0	15197.52
Day23	151.98	98.78	99.42	100.07	500	15995.80
Day24	159.96	103.97	104.64	105.32	0	16309.73
Day25	163.10	106.01	106.70	107.39	500	17129.83
Day26	171.30	111.34	112.06	112.79	0	17466.03
Day27	174.66	113.53	114.26	115.00	500	18308.82
Day28	183.09	119.01	119.78	120.55	0	18668.15
Day29	186.68	121.34	122.13	122.92	500	19534.55
Day30	195.35	126.97	127.79	128.63	0	19917.94



THANKS